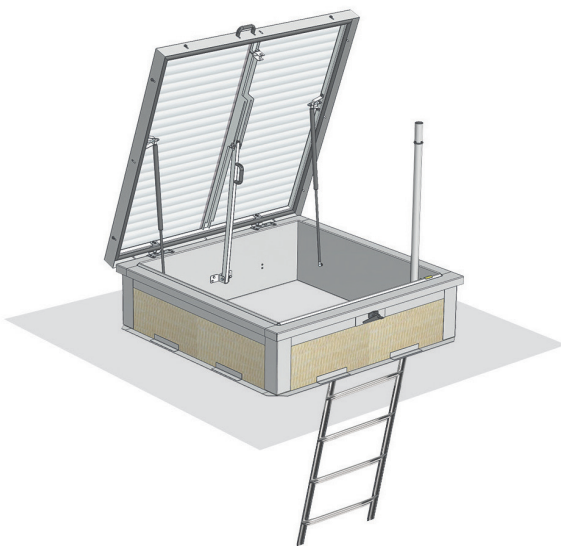


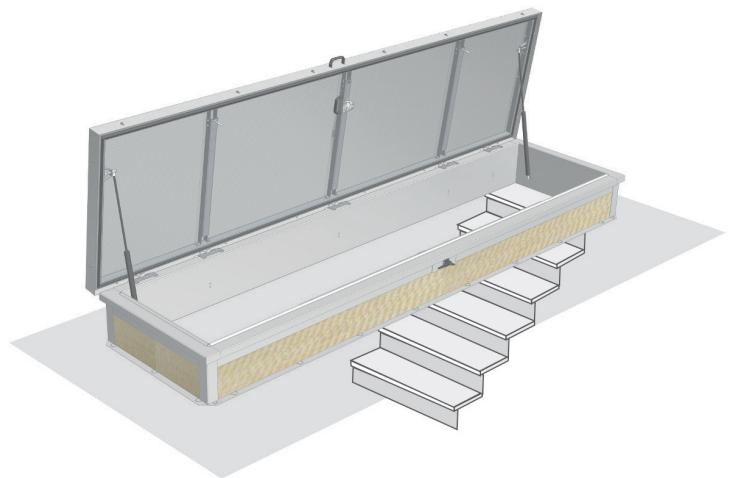


roof access hatches

mcr
PROROOF



mcr PROROOF LD



mcr PROROOF ST

mcr PROROOF LD and **ST** hatches were designed to allow easy and safe roof access. Additionally the **ST** type provides convenient movement of large-scale packages up and down from the roof. Both **mcr PROROOF LD** and **mcr PROROOF ST** hatches can provide light inside the building thank to the optional translucent glazing.

EPDM GASKET

water tightness guaranteed by special EPDM gasket

GAS SPRINGS

gas springs for easy leaf raising, hatch ST type equipped with an integrated blockage of the leaf

LADDER UP GRIP

folding, possible to use in hatches LD type and in some sizes of ST type

HANDLE WITH KEY

locking from inside and outside
(2 keys in standard)

TRANSLUCENT OR SOLID GLAZING

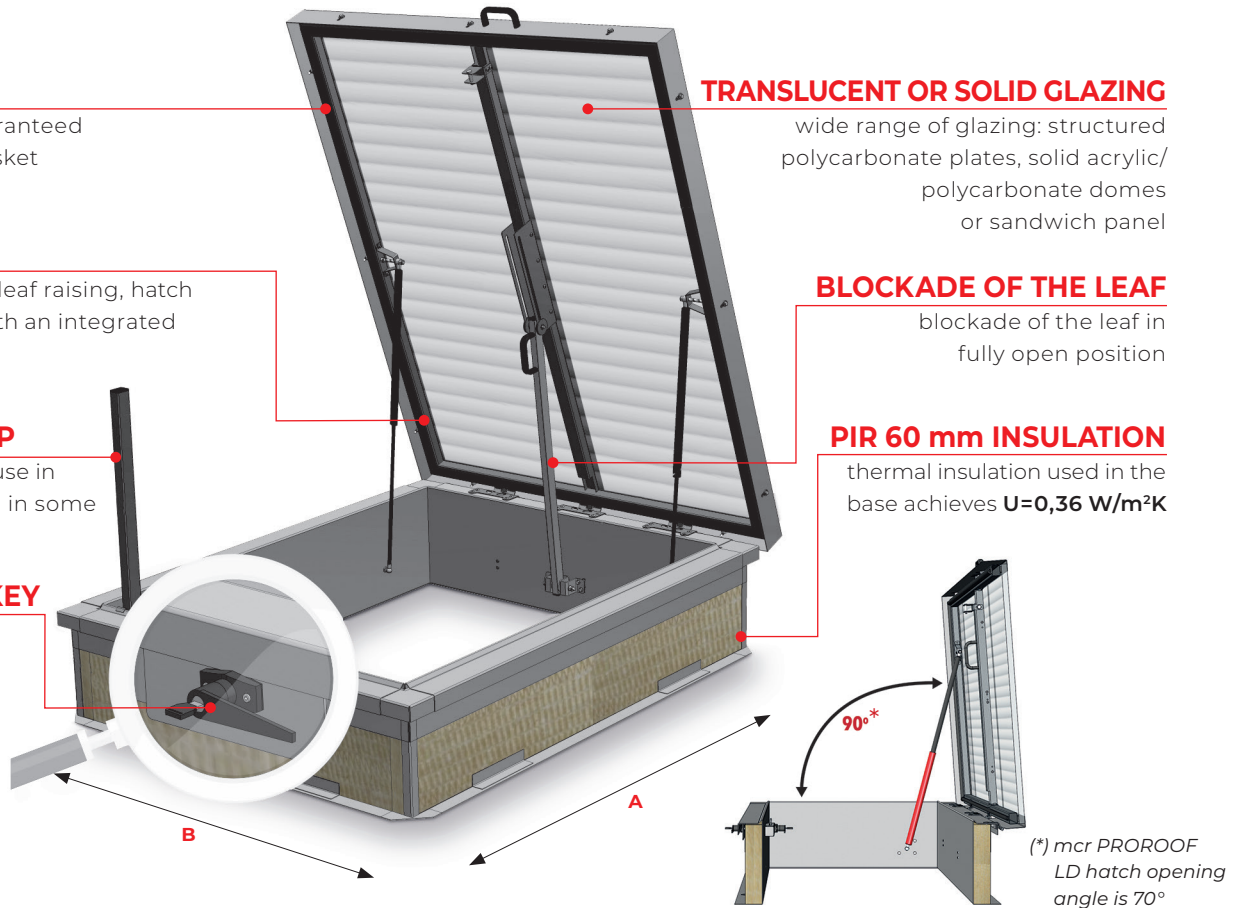
wide range of glazing: structured polycarbonate plates, solid acrylic/polycarbonate domes or sandwich panel

BLOCKADE OF THE LEAF

blockade of the leaf in fully open position

PIR 60 mm INSULATION

thermal insulation used in the base achieves $U=0,36 \text{ W/m}^2\text{K}$



MAIN FEATURES

- » hatch resistance to large soft body impact test
- » device designed for:
 - upward load **UL=1500 Pa**
 - downward load **DL=1000 Pa**
- » durable base made of aluminum sheet
- » leaf made of high-strength steel profiles

ADDITIONAL FEATURES

- » device elements painted to any RAL color
- » adaptor type of base
- » PVC planking
- » protection net 1200 J

DIMENSIONS

mcr PROROOF ST

width A [mm]	length B [mm]
750	1500
750	2500
750	3300

mcr PROROOF LD

width A [mm]	length B [mm]													
600	600	700	800	900	1000	1100	1200	1300	1400					
700	600	700	800	900	1000	1100	1200	1300	1400					
800	600	700	800	900	1000	1100	1200	1300	1400					
900	600	700	800	900	1000	1100	1200	1300	1400					
1000	600	700	800	900	1000	1100	1200	1300	1400					
1100	600	700	800	900	1000	1100	1200	1300	1400					
1200	600	700	800	900	1000	1100	1200	1300	1400					
1300	600	700	800	900	1000	1100	1200	1300	1400					
1400	600	700	800	900	1000	1100	1200	1300	1400					
1500	600	700	800	900	1000	1100	1200	1300	1400					



Read more about our roof access hatch mcr PROROOF



www.mercor.com.pl/en



HEADQUARTERS GDAŃSK

ul. Grzegorza z Sanoka 2
80-408 Gdańsk, Poland

tel. + 48 58 341 42 45
export@mercor.com.pl